

Z2 East Zone 2 Masters vs Z4 Central South Masters

on

Saturday 27 May 2023

at

scored by **a. Raheem**
match umpire(s) **H. Hitlal**
match referee(s) **s. Hoosaney**
player of the match

Z2 East Zone 2 Masters won by 6 wickets

Team **Z2 East Zone 2 Masters**
Score **70 for 5**
Overs **6.4**
Players **Wasim Ali**
Zahir Juman
Zaheer Mohammed
Faizan Naqavi
Syed Shah (EZM)
Sameer Juman.
Ahmad Khan
Ousman Barrock(EZM)
Sheraz Hoosaney
Aleem Hoosaney
Aleem Mohammed
Kameel Mohammed

Team **Z4 Central South Masters**
Score **69 for 5**
Overs **7.0**
Players **Fardeen Ali (SZM)**
Asif Mohammed CSM
Dinesh Samula CSM
Zaheer Mohammed CSM
Shaffraz Bocas CSM
Shazad Khan (SZM)
Robin Ramkissoon
Aslim Shah
Shazal Ali CSM

Z2 East Zone 2 Masters vs Z4 Central South Masters

Z4 Central South Masters INNINGS

Venue:

Toss won by: Z2 East Zone 2 Masters

Sat 27-May-2023

BATSMAN	RUNS	HOW OUT	R	B	M	0s	1s	2s	3s	4s	5s	6s	SS	SR	
1 Fardeen Ali (SZM)	2.2.11W	c Aleem Mohammed b Ahmad Khan	6	7	5	3	2	2					57%	85.7	
2 Asif Mohammed CSM	.24..12..1.2112.W	run out (Wasim Ali)	16	17	15	8	4	4	1				53%	94.1	
3 Dinesh Samula CSM	. .22.W	run out (Aleem Mohammed)	4	6	9	4		2					33%	66.7	
4 Zaheer Mohammed CSM	12.-	run out (Aleem Hoosaney)	3	3	2	1	1	1					67%	100.0	
5 Shaffraz Bocas CSM	.2.24414.4222	not out	27	13	9	3	1	5	4				77%	207.7	
6 Shazad Khan (SZM)	.1W	c Ahmad Khan b Zaheer Mohammed	1	3	1	2	1						33%	33.3	
7 Robin Ramkissoon	12	not out	3	2	1		1	1					100%	150.0	
8 Aslim Shah															
9 Shazal Ali CSM															
10															
11															
7.0 OVERS			Extras: 9 (0b 0lb 1nb 8wd 0p)			TOTAL			69	RUNS					

FOW	1	2	3	4	5	6	7	8	9	10
SCORE	14	27	32	39	42					
OUT	Fardeen Ali (SZM)	Dinesh Samula CSM	Asif Mohammed CSM	Zaheer Mohammed CSM	Shazad Khan (SZM)					
OVER	1.3	3.4	3.8	4.3	5.1					
P'SHIP	14	13	5	7	3					

BOWLER	1	2	3	4	5	6	7	8	9	10	11	12	13	14	15	O	M	R	W	WD	NB	ECON	
Ousman Barrock(EZM)	R	11															1		12		1		12.00
	W																						
	WD	1																					
	NB																						
Ahmad Khan	R	4															1		4	1			4.00
	W	1																					
	WD																						
	NB																						
Syed Shah (EZM)	R	5															1		5				5.00
	W																						
	WD																						
	NB																						
Faizan Naqavi	R	9															1		16		6	1	16.00
	W																						
	WD	6																					
	NB	1																					
Wasim Ali	R	5															1		5				5.00
	W																						
	WD																						
	NB																						
Zaheer Mohammed	R	12															1		12	1			12.00
	W	1																					
	WD																						
	NB																						
Aleem Hoosaney	R	14															1		15		1		15.00
	W																						
	WD																						
	NB	1																					

Z2 East Zone 2 Masters vs Z4 Central South Masters

Z2 East Zone 2 Masters INNINGS

Venue:

Toss won by: **Z2 East Zone 2 Masters**

Sat 27-May-2023

BATSMAN	RUNS	HOW OUT	R	B	M	0s	1s	2s	3s	4s	5s	6s	SS	SR	
1 Wasim Ali	.1.W	c Zaheer Mohammed CSM b Shazad Khan (SZM)	1	4	1	3	1						25%	25.0	
2 Zahir Juman	14W	run out (Zaheer Mohammed CSM)	5	3	6	1	1			1			67%	166.7	
3 Zaheer Mohammed2..1W	c Shazad Khan (SZM) b Zaheer Mohammed CSM	3	10	8	8	1	1					20%	30.0	
4 Faizan Naqavi	22221. . .22. .21. .42.4	not out	26	20	21	8	2	8		2			60%	130.0	
5 Syed Shah (EZM)	12-	run out (Zaheer Mohammed CSM)	3	2	2		1	1					100%	150.0	
6 Sameer Juman.	1.24.W	c Shazal Ali CSM b Asif Mohammed CSM	7	6	3	3	1	1		1			50%	116.7	
7 Ahmad Khan	. . .222	not out	6	6	7	3		3					50%	100.0	
8 Ousman Barrock(EZM)															
9 Sheraz Hoosaney															
10 Aleem Hoosaney															
11 Aleem Mohammed															
12 Kameel Mohammed															
6.4 OVERS			Extras: 19 (2b 0lb 3nb 14wd 0p)			TOTAL			70	RUNS					

FOW	1	2	3	4	5	6	7	8	9	10
SCORE	2	7	17	31	42					
OUT	Wasim Ali	Zahir Juman	Zaheer Mohammed	Syed Shah (EZM)	Sameer Juman.					
OVER	0.5	1.2	2.1	3.6	4.5					
P'SHIP	2	5	10	14	11					

BOWLER	1	2	3	4	5	6	7	8	9	10	11	12	13	14	15	O	M	R	W	WD	NB	ECON	
Shazad Khan (SZM)	R	2															1		2	1			2.00
	W	1																					
	WD																						
	NB																						
Shaffraz Bocas CSM	R	11															1		15		2	2	15.00
	W																						
	WD	2																					
	NB	2																					
Zaheer Mohammed	R	8															1		8	1			8.00
	W	1																					
	WD																						
	NB																						
Shazal Ali CSM	R	8															1		11		3		11.00
	W																						
	WD	3																					
	NB																						
Asif Mohammed	R	6															1		6	1			6.00
	W	1																					
	WD																						
	NB																						
Robin Ramkissoon	R	10															1		10				10.00
	W																						
	WD																						
	NB																						
Fardeen Ali (SZM)	R	6																					
	W																						
	WD	9															0.4		16		9	1	24.00
	NB	1																					

Z2 East Zone 2 Masters vs Z4 Central South Masters

Z4 Central South Masters INNINGS

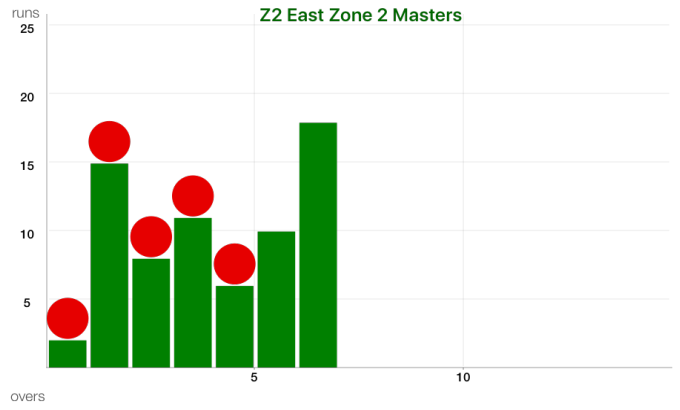
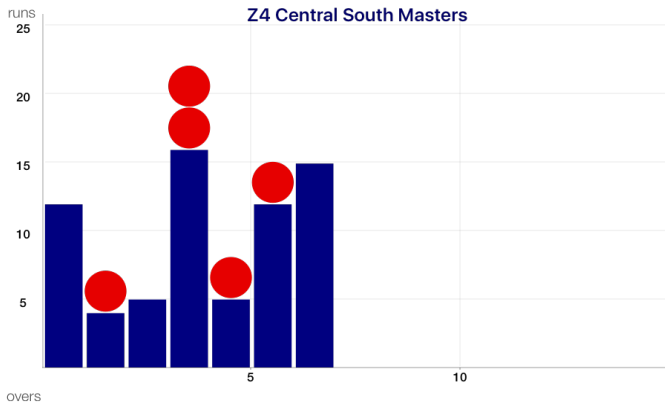
O	RUNS	WKT	BOWLER	BALL BY BALL
1	12	0	Ousman Barrock(EZM)	1w 2 . 2 . 1 . 2 4 . .
2	16	1	Ahmad Khan	1 1 W . . 2
3	21	1	Syed Shah (EZM)	2 . . 1 2 .
4	37	3	Faizan Naqavi	1w . 1w 2 1 1w W 1 1 1nb-2 . W 2 3w .
5	42	4	Wasim Ali	. 2 W . 1 2
6	54	5	Zaheer Mohammed	W 1 4 4 1 2
7	69	5	Aleem Hoosaney	1w 4 . 4 2 2 2

Z2 East Zone 2 Masters INNINGS

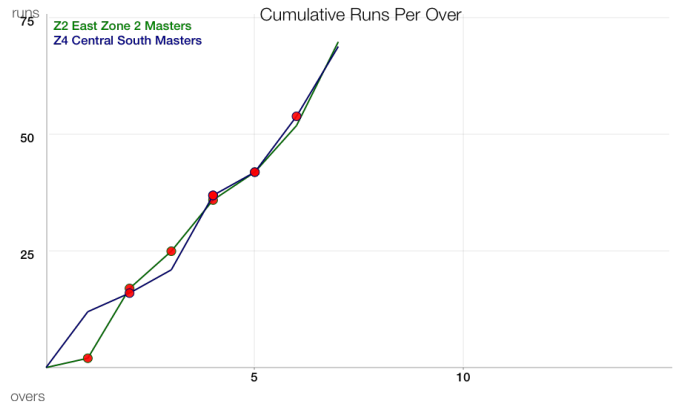
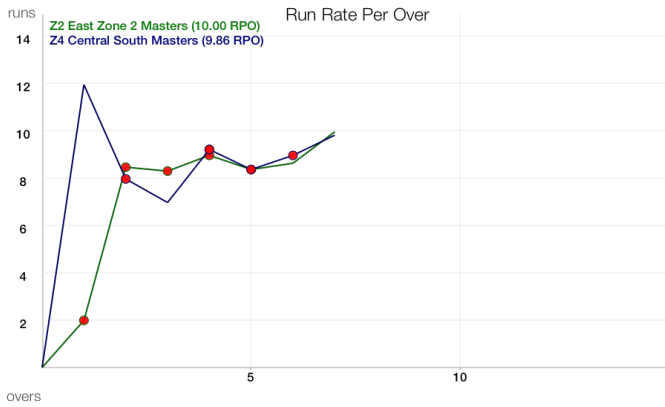
O	RUNS	WKT	BOWLER	BALL BY BALL
1	2	1	Shazad Khan (SZM)	. 1 1 . W
2	17	2	Shaffraz Bocas CSM	1w 4 W 1nb-2 . 1nb 1w 1 2 2
3	25	3	Zaheer Mohammed	W 1 2 2 1 2
4	36	4	Shazal Ali CSM	. . 1w . 2 1w 2 W . 2 1 1w 1
5	42	5	Asif Mohammed CSM	. 2 4 . W .
6	52	5	Robin Ramkissoon	. . 4 2 . 4
7	70	5	Fardeen Ali (SZM)	. 2b-1nb 1w 1w 2 2 1w 1w 2 1w 3w

Z2 East Zone 2 Masters vs Z4 Central South Masters

Manhattan



WORM



Z2 East Zone 2 Masters vs Z4 Central South Masters

Batsmans Stats.

BATSMAN	TEAM	R	B	MIN	4s	6s	SR	SS	N/O	50s	100s
1 Shaffraz Bocas CSM	Z4 Central South Masters	27	13	9	4		207.7	76.9%	1		
2 Faizan Naqavi	Z2 East Zone 2 Masters	26	20	21	2		130.0	60.0%	1		
3 Asif Mohammed CSM	Z4 Central South Masters	16	17	15	1		94.1	52.9%			
4 Sameer Juman.	Z2 East Zone 2 Masters	7	6	3	1		116.7	50.0%			
5 Ahmad Khan	Z2 East Zone 2 Masters	6	6	7			100.0	50.0%	1		
6 Fardeen Ali (SZM)	Z4 Central South Masters	6	7	5			85.7	57.1%			
7 Zahir Juman	Z2 East Zone 2 Masters	5	3	6	1		166.7	66.7%			
8 Dinesh Samula CSM	Z4 Central South Masters	4	6	9			66.7	33.3%			
9 Robin Ramkissoon	Z4 Central South Masters	3	2	1			150.0	100.0%	1		
10 Syed Shah (EZM)	Z2 East Zone 2 Masters	3	2	2			150.0	100.0%			
11 Zaheer Mohammed CSM	Z4 Central South Masters	3	3	2			100.0	33.3%			
12 Zaheer Mohammed	Z2 East Zone 2 Masters	3	10	8			30.0	30.0%			
13 Shazad Khan (SZM)	Z4 Central South Masters	1	3	1			33.3	33.3%			
14 Wasim Ali	Z2 East Zone 2 Masters	1	4	1			25.0	25.0%			

Bowlers Stats.

BOWLER	TEAM	W	R	O	M	B	WD	NB	CT	ST	ECON	AVG	SR
1 Shazad Khan (SZM)	Z4 Central South Masters	1	2	1.0		10			1		2.00	2.00	10.00
2 Ahmad Khan	Z2 East Zone 2 Masters	1	4	1.0		6			1		4.00	4.00	6.00
3 Asif Mohammed CSM	Z4 Central South Masters	1	6	1.0		6					6.00	6.00	6.00
4 Zaheer Mohammed CSM	Z4 Central South Masters	1	8	1.0		6			1		8.00	8.00	6.00
5 Zaheer Mohammed	Z2 East Zone 2 Masters	1	12	1.0		6					12.00	12.00	6.00
6 Wasim Ali	Z2 East Zone 2 Masters		5	1.0		6					5.00		
7 Syed Shah (EZM)	Z2 East Zone 2 Masters		5	1.0		6					5.00		
8 Fardeen Ali (SZM)	Z4 Central South Masters		16	0.4		4	9	1			24.00		
9 Shazal Ali CSM	Z4 Central South Masters		11	1.0		10	3		1		11.00		
10 Faizan Naqavi	Z2 East Zone 2 Masters		16	1.0		10	6	1			16.00		
11 Robin Ramkissoon	Z4 Central South Masters		10	1.0		6					10.00		
12 Ousman Barrock(EZM)	Z2 East Zone 2 Masters		12	1.0		10	1				12.00		
13 Shaffraz Bocas CSM	Z4 Central South Masters		15	1.0		6	2	2			15.00		
14 Aleem Hoosaney	Z2 East Zone 2 Masters		15	1.0		6	1				15.00		