

Z1 East Zone 1 Masters vs Z3 North Zone 1 Masters

on

Friday 31 May 2024

at

scored by
match umpire(s)
match referee(s)
player of the match

Z1 East Zone 1 Masters won by 9 wickets

Team **Z1 East Zone 1 Masters**
Score **94 for 3**
Overs **6.3**
Players **Rasheed Ali (EZM 2)**
Zaki Ali (EZM)
Kenny Williams (EZM)
Sheeraz Khan EZM 1
Al Saleem Mohammed EZM 1
Javid Khan(EZM) 2
Nyron Ali (EZM)
Gerard Khan (EZM)
Zaheer Hosein
Adil Khan
Tariq Subhan
Ishmael Hosein
Shameed Abraham (EZM)

Team **Z3 North Zone 1 Masters**
Score **91 for 1**
Overs **7.0**
Players **Rodney Mohammed**
Sharaz Mohammed (NZM)
Shamshudeen Ali
Hassan Hosien
Sajaad Ali (nzm1)
Ahmad Ali
Akeel Mohammed
Azeem Mandol
Mirza Ali Mohammed
Anil Cannon Singh
Imtiaz Ali..
Asad Ali
Ronnie Joey Ramharak

Z1 East Zone 1 Masters vs Z3 North Zone 1 Masters

Z3 North Zone 1 Masters INNINGS

Venue:

Toss won by: **Z1 East Zone 1 Masters**

Fri 31-May-2024

| BATSMAN | RUNS | HOW OUT | R | B | M | 0s | 1s | 2s | 3s | 4s | 5s | 6s | SS | SR |
|-------------------------|--|--|--------------------------------|----|----|-------|----|----|------|----|----|----|------|-------|
| 1 Rodney Mohammed | . . . 2 . 2 4 . 4 . . 42 . 466 . 1 . 2 . 2424 . 1 . 2 . . 21 | not out | 55 | 39 | 23 | 20 | 3 | 8 | | 6 | | 2 | 49% | 141.0 |
| 2 Sharaz Mohammed (NZM) | 21 . . 41 . 1 . 4142W | c Kenny Williams (EZM) b Rasheed Ali (EZM 2) | 20 | 14 | 16 | 5 | 4 | 2 | | 3 | | | 64% | 142.9 |
| 3 Shamshudeen Ali | 2 | not out | 2 | 1 | 0 | | | 1 | | | | | 100% | 200.0 |
| 4 Hassan Hosien | | | | | | | | | | | | | | |
| 5 Sajaad Ali (nzm1) | | | | | | | | | | | | | | |
| 6 Ahmad Ali | | | | | | | | | | | | | | |
| 7 Akeel Mohammed | | | | | | | | | | | | | | |
| 8 Azeem Mandol | | | | | | | | | | | | | | |
| 9 Mirza Ali Mohammed | | | | | | | | | | | | | | |
| 10 Anil Cannon Singh | | | | | | | | | | | | | | |
| 11 Imtiaz Ali.. | | | | | | | | | | | | | | |
| 12 Asad Ali | | | | | | | | | | | | | | |
| 13 Ronnie Joey Ramharak | | | | | | | | | | | | | | |
| 7.0 OVERS | | | Extras: 14 (0b 2lb 4nb 8wd 0p) | | | TOTAL | | 91 | RUNS | | | | | |

| FOW | 1 | 2 | 3 | 4 | 5 | 6 | 7 | 8 | 9 | 10 |
|--------|-----------------------|---|---|---|---|---|---|---|---|----|
| SCORE | 79 | | | | | | | | | |
| OUT | Sharaz Mohammed (NZM) | | | | | | | | | |
| OVER | 5.6 | | | | | | | | | |
| P'SHIP | 79 | | | | | | | | | |

| BOWLER | 1 | 2 | 3 | 4 | 5 | 6 | 7 | 8 | 9 | 10 | 11 | 12 | 13 | 14 | 15 | O | M | R | W | WD | NB | ECON | |
|-----------------------|----|----|---|---|---|---|---|---|---|----|----|----|----|----|----|---|---|----|---|----|----|-------|--|
| Kenny Williams (EZM) | R | 4 | | | | | | | | | | | | | | | 1 | 4 | | | | 4.00 | |
| | W | | | | | | | | | | | | | | | | | | | | | | |
| | WD | | | | | | | | | | | | | | | | | | | | | | |
| | NB | | | | | | | | | | | | | | | | | | | | | | |
| Ishmael Hosein | R | 11 | | | | | | | | | | | | | | | 1 | 14 | | 2 | 1 | 14.00 | |
| | W | | | | | | | | | | | | | | | | | | | | | | |
| | WD | 2 | | | | | | | | | | | | | | | | | | | | | |
| | NB | 1 | | | | | | | | | | | | | | | | | | | | | |
| Tariq Subhan | R | 9 | | | | | | | | | | | | | | | 1 | 10 | | 1 | | 10.00 | |
| | W | | | | | | | | | | | | | | | | | | | | | | |
| | WD | 1 | | | | | | | | | | | | | | | | | | | | | |
| | NB | | | | | | | | | | | | | | | | | | | | | | |
| Al Saleem Mohammed | R | 20 | | | | | | | | | | | | | | | 1 | 21 | | 1 | | 21.00 | |
| | W | | | | | | | | | | | | | | | | | | | | | | |
| | WD | 1 | | | | | | | | | | | | | | | | | | | | | |
| | NB | | | | | | | | | | | | | | | | | | | | | | |
| Zaheer Hosein | R | 10 | | | | | | | | | | | | | | | 1 | 10 | | | | 10.00 | |
| | W | | | | | | | | | | | | | | | | | | | | | | |
| | WD | | | | | | | | | | | | | | | | | | | | | | |
| | NB | | | | | | | | | | | | | | | | | | | | | | |
| Rasheed Ali (EZM 2) | R | 16 | | | | | | | | | | | | | | | 1 | 18 | 1 | | 2 | 18.00 | |
| | W | 1 | | | | | | | | | | | | | | | | | | | | | |
| | WD | | | | | | | | | | | | | | | | | | | | | | |
| | NB | 2 | | | | | | | | | | | | | | | | | | | | | |
| Shameed Abraham (EZM) | R | 7 | | | | | | | | | | | | | | | 1 | 12 | | 4 | 1 | 12.00 | |
| | W | | | | | | | | | | | | | | | | | | | | | | |
| | WD | 4 | | | | | | | | | | | | | | | | | | | | | |
| | NB | 1 | | | | | | | | | | | | | | | | | | | | | |

Z1 East Zone 1 Masters vs Z3 North Zone 1 Masters

Z1 East Zone 1 Masters INNINGS

Venue:

Toss won by: **Z1 East Zone 1 Masters**

Fri 31-May-2024

| BATSMAN | RUNS | HOW OUT | R | B | M | 0s | 1s | 2s | 3s | 4s | 5s | 6s | SS | SR | |
|----------------------------|----------------------|-------------------------------------|--------------------------------|----|----|-------|----|----|------|----|----|----|------|-------|--|
| 1 Rasheed Ali (EZM 2) | 1.4211.4..6..66W | c Ahmad Ali b Sharaz Mohammed (NZM) | 31 | 16 | 14 | 7 | 3 | 1 | 2 | 3 | | | 56% | 193.8 | |
| 2 Zaki Ali (EZM) | 22.2.224.22.2.11212W | run out (Sharaz Mohammed (NZM)) | 27 | 20 | 22 | 6 | 3 | 10 | 1 | | | | 70% | 135.0 | |
| 3 Kenny Williams (EZM) | .22222..W | c Asad Ali b Mirza Ali Mohammed | 10 | 9 | 9 | 4 | | 5 | | | | | 56% | 111.1 | |
| 4 Sheeraz Khan EZM 1 | 1. | not out | 1 | 2 | 2 | 1 | 1 | | | | | | 50% | 50.0 | |
| 5 Al Saleem Mohammed EZM 1 | 21444 | not out | 15 | 5 | 3 | | 1 | 1 | 3 | | | | 100% | 300.0 | |
| 6 Javid Khan(EZM) 2 | | | | | | | | | | | | | | | |
| 7 Nyron Ali (EZM) | | | | | | | | | | | | | | | |
| 8 Gerard Khan (EZM) | | | | | | | | | | | | | | | |
| 9 Zaheer Hosein | | | | | | | | | | | | | | | |
| 10 Adil Khan | | | | | | | | | | | | | | | |
| 11 Tariq Subhan | | | | | | | | | | | | | | | |
| 12 Ishmael Hosein | | | | | | | | | | | | | | | |
| 13 Shameed Abraham (EZM) | | | | | | | | | | | | | | | |
| 6.3 OVERS | | | Extras: 10 (0b 0lb 5nb 5wd 0p) | | | TOTAL | | 94 | RUNS | | | | | | |

| FOW | 1 | 2 | 3 | 4 | 5 | 6 | 7 | 8 | 9 | 10 |
|--------|---------------------|----------------|----------------------|---|---|---|---|---|---|----|
| SCORE | 57 | 75 | 79 | | | | | | | |
| OUT | Rasheed Ali (EZM 2) | Zaki Ali (EZM) | Kenny Williams (EZM) | | | | | | | |
| OVER | 3.8 | 5.1 | 5.3 | | | | | | | |
| P'SHIP | 57 | 18 | 4 | | | | | | | |

| BOWLER | 1 | 2 | 3 | 4 | 5 | 6 | 7 | 8 | 9 | 10 | 11 | 12 | 13 | 14 | 15 | O | M | R | W | WD | NB | ECON | |
|--------------------|----|----|---|---|---|---|---|---|---|----|----|----|----|----|----|---|-----|----|---|----|----|-------|--|
| Shamshudeen Ali | R | 15 | | | | | | | | | | | | | | | 1 | 15 | | | | 15.00 | |
| | W | | | | | | | | | | | | | | | | | | | | | | |
| | WD | | | | | | | | | | | | | | | | | | | | | | |
| | NB | | | | | | | | | | | | | | | | | | | | | | |
| Sajaad Ali (nzm1) | R | 11 | | | | | | | | | | | | | | | 1 | 14 | | 2 | 1 | 14.00 | |
| | W | | | | | | | | | | | | | | | | | | | | | | |
| | WD | 2 | | | | | | | | | | | | | | | | | | | | | |
| | NB | 1 | | | | | | | | | | | | | | | | | | | | | |
| Imtiaz Ali.. | R | 8 | | | | | | | | | | | | | | | 1 | 9 | | | 1 | 9.00 | |
| | W | | | | | | | | | | | | | | | | | | | | | | |
| | WD | | | | | | | | | | | | | | | | | | | | | | |
| | NB | 1 | | | | | | | | | | | | | | | | | | | | | |
| Sharaz Mohammed | R | 21 | | | | | | | | | | | | | | | 1 | 22 | 1 | 1 | | 22.00 | |
| | W | 1 | | | | | | | | | | | | | | | | | | | | | |
| | WD | 1 | | | | | | | | | | | | | | | | | | | | | |
| | NB | | | | | | | | | | | | | | | | | | | | | | |
| Rodney Mohammed | R | 11 | | | | | | | | | | | | | | | 1 | 12 | | 1 | | 12.00 | |
| | W | | | | | | | | | | | | | | | | | | | | | | |
| | WD | 1 | | | | | | | | | | | | | | | | | | | | | |
| | NB | | | | | | | | | | | | | | | | | | | | | | |
| Mirza Ali Mohammed | R | 6 | | | | | | | | | | | | | | | 1 | 10 | 1 | 1 | 3 | 10.00 | |
| | W | 1 | | | | | | | | | | | | | | | | | | | | | |
| | WD | 1 | | | | | | | | | | | | | | | | | | | | | |
| | NB | 3 | | | | | | | | | | | | | | | | | | | | | |
| Asad Ali | R | 12 | | | | | | | | | | | | | | | 0.3 | 12 | | | | 24.00 | |
| | W | | | | | | | | | | | | | | | | | | | | | | |
| | WD | | | | | | | | | | | | | | | | | | | | | | |
| | NB | | | | | | | | | | | | | | | | | | | | | | |

Z1 East Zone 1 Masters vs Z3 North Zone 1 Masters

Z3 North Zone 1 Masters INNINGS

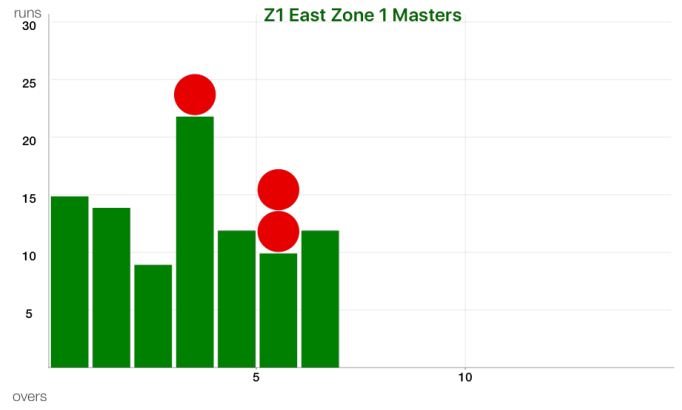
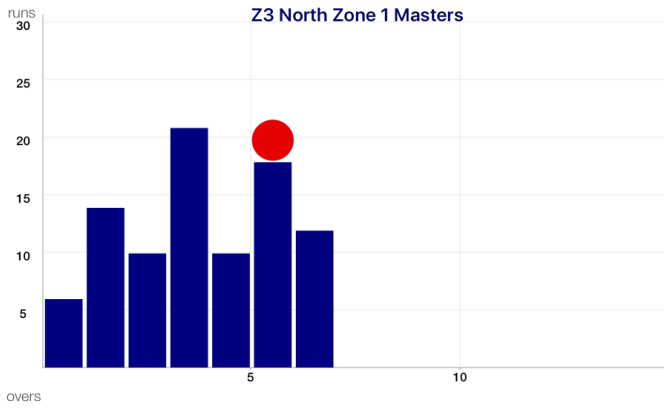
| O | RUNS | WKT | BOWLER | BALL BY BALL |
|---|------|-----|----------------------|------------------------|
| 1 | 6 | 0 | Kenny Williams (EZM) | . . 2 . 2 . . 2lb . . |
| 2 | 20 | 0 | Ishmael Hosein | 2 1w 1w 1 . 4 1nb 4 . |
| 3 | 30 | 0 | Tariq Subhan | 1w . . 4 1 . 4 |
| 4 | 51 | 0 | Al Saleem Mohammed | . 1 2 1w . 4 6 6 . 1 . |
| 5 | 61 | 0 | Zaheer Hosein | . 2 . 2 4 2 |
| 6 | 79 | 1 | Rasheed Ali (EZM 2) | 1nb-4 1 4 1nb 1 4 2 W |
| 7 | 91 | 1 | Shameed Abraham | 1nb 2 1w . 3w . 2 1 2 |

Z1 East Zone 1 Masters INNINGS

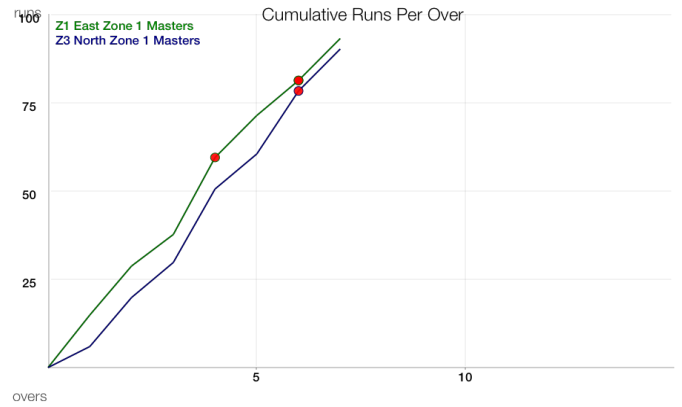
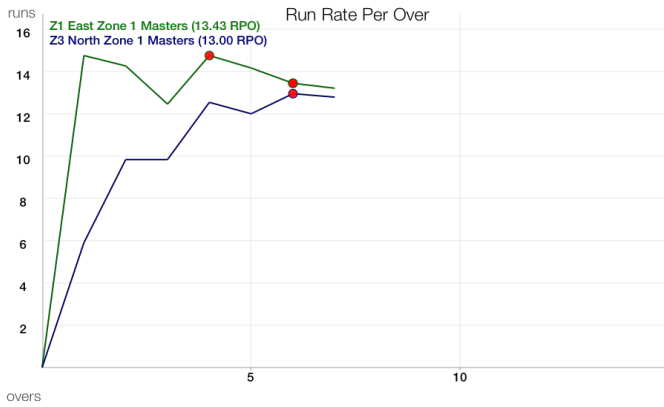
| O | RUNS | WKT | BOWLER | BALL BY BALL |
|---|------|-----|--------------------|------------------------------|
| 1 | 15 | 0 | Shamshudeen Ali | 1 2 2 . 2 . 2 2 4 . |
| 2 | 29 | 0 | Sajaad Ali (nzm1) | 1nb 4 1w 1w 2 1 2 2 . |
| 3 | 38 | 0 | Imtiaz Ali.. | 1 2 . 1 1nb 4 . |
| 4 | 60 | 1 | Sharaz Mohammed | 1 . 6 . . 6 6 W . 1w 2 |
| 5 | 72 | 1 | Rodney Mohammed | 2 1 2 2 1w 2 2 |
| 6 | 82 | 3 | Mirza Ali Mohammed | 1nb-2 W 1w 1 1nb 1nb W 2 1 . |
| 7 | 94 | 3 | Asad Ali | 4 4 4 |

Z1 East Zone 1 Masters vs Z3 North Zone 1 Masters

Manhattan



WORM



Z1 East Zone 1 Masters vs Z3 North Zone 1 Masters

Batsmans Stats.

| BATSMAN | TEAM | R | B | MIN | 4s | 6s | SR | SS | N/O | 50s | 100s |
|--------------------------|-------------------------|----|----|-----|----|----|-------|--------|-----|-----|------|
| 1 Rodney Mohammed | Z3 North Zone 1 Masters | 55 | 39 | 23 | 6 | 2 | 141.0 | 53.8% | 1 | 1 | |
| 2 Rasheed Ali (EZM 2) | Z1 East Zone 1 Masters | 31 | 16 | 14 | 2 | 3 | 193.8 | 68.8% | | | |
| 3 Zaki Ali (EZM) | Z1 East Zone 1 Masters | 27 | 20 | 22 | 1 | | 135.0 | 70.0% | | | |
| 4 Sharaz Mohammed (NZM) | Z3 North Zone 1 Masters | 20 | 14 | 16 | 3 | | 142.9 | 64.3% | | | |
| 5 Al Saleem Mohammed EZM | Z1 East Zone 1 Masters | 15 | 5 | 3 | 3 | | 300.0 | 100.0% | 1 | | |
| 6 Kenny Williams (EZM) | Z1 East Zone 1 Masters | 10 | 9 | 9 | | | 111.1 | 77.8% | | | |
| 7 Shamshudeen Ali | Z3 North Zone 1 Masters | 2 | 1 | | | | 200.0 | 100.0% | 1 | | |
| 8 Sheeraz Khan EZM 1 | Z1 East Zone 1 Masters | 1 | 2 | 2 | | | 50.0 | 50.0% | 1 | | |

Bowlers Stats.

| BOWLER | TEAM | W | R | O | M | B | WD | NB | CT | ST | ECON | AVG | SR |
|---------------------------|-------------------------|---|----|-----|---|----|----|----|----|----|-------|-------|-------|
| 1 Mirza Ali Mohammed | Z3 North Zone 1 Masters | 1 | 10 | 1.0 | | 6 | 1 | 3 | | | 10.00 | 10.00 | 6.00 |
| 2 Rasheed Ali (EZM 2) | Z1 East Zone 1 Masters | 1 | 18 | 1.0 | | 6 | | 2 | | | 18.00 | 18.00 | 6.00 |
| 3 Sharaz Mohammed (NZM) | Z3 North Zone 1 Masters | 1 | 22 | 1.0 | | 10 | 1 | | | | 22.00 | 22.00 | 10.00 |
| 4 Kenny Williams (EZM) | Z1 East Zone 1 Masters | | 4 | 1.0 | | 10 | | | 1 | | 4.00 | | |
| 5 Shameed Abraham (EZM) | Z1 East Zone 1 Masters | | 12 | 1.0 | | 6 | 4 | 1 | | | 12.00 | | |
| 6 Imtiaz Ali.. | Z3 North Zone 1 Masters | | 9 | 1.0 | | 6 | | 1 | | | 9.00 | | |
| 7 Tariq Subhan | Z1 East Zone 1 Masters | | 10 | 1.0 | | 6 | 1 | | | | 10.00 | | |
| 8 Zaheer Hosein | Z1 East Zone 1 Masters | | 10 | 1.0 | | 6 | | | | | 10.00 | | |
| 9 Sajaad Ali (nzm1) | Z3 North Zone 1 Masters | | 14 | 1.0 | | 6 | 2 | 1 | | | 14.00 | | |
| 10 Ishmael Hosein | Z1 East Zone 1 Masters | | 14 | 1.0 | | 6 | 2 | 1 | | | 14.00 | | |
| 11 Rodney Mohammed | Z3 North Zone 1 Masters | | 12 | 1.0 | | 6 | 1 | | | | 12.00 | | |
| 12 Asad Ali | Z3 North Zone 1 Masters | | 12 | 0.3 | | 3 | | | 1 | | 24.00 | | |
| 13 Shamshudeen Ali | Z3 North Zone 1 Masters | | 15 | 1.0 | | 10 | | | | | 15.00 | | |
| 14 Al Saleem Mohammed EZM | Z1 East Zone 1 Masters | | 21 | 1.0 | | 10 | 1 | | | | 21.00 | | |