

Z1 East Zone 1 Masters vs Z4 Central South Masters

on

Saturday 17 June 2023

at

scored by **A.Raheem**
match umpire(s) **Riad Khan**
match referee(s) **Sameer Juman**
player of the match

Z4 Central South Masters won by 51 runs

Team **Z1 East Zone 1 Masters**
Score **72 for 3**
Overs **7.0**
Players **Nyron Ali (EZM)**
Rasheed Ali (EZM 2)
Kenny Williams (EZM)
Naim Khan (EZM)
Adil Khan
Reeshad Mohammed EZM
Gerard Khan (EZM)
Al Saleem Mohammed EZM 1
Sheeraz Khan EZM 1
Zaheer Hosein
Tariq Subhan
Hakim Hitlal (EZM)

Team **Z4 Central South Masters**
Score **123 for 3**
Overs **7.0**
Players **Nigel Ali (SZM)**
Asif Mohammed CSM
Clint Nabbie
Zaheer Mohammed CSM
Shazal Ali CSM
Shazad Khan (SZM)
Shaffraz Bocas CSM
Mustapha Ali
Imraz Hosein

Z1 East Zone 1 Masters vs Z4 Central South Masters

Z4 Central South Masters INNINGS

Venue:

Toss won by: **Z1 East Zone 1 Masters**

Sat 17-Jun-2023

BATSMAN	RUNS	HOW OUT	R	B	M	0s	1s	2s	3s	4s	5s	6s	SS	SR
1 Nigel Ali (SZM)	24 . . 2 . . 2 . 14116 . 641 . 4W	c Hakim Hittal (EZM) b Reeshad Mohammed EZM	38	21	17	8	4	3	4	2	62%	181.0		
2 Asif Mohammed CSM	41 . 21424 . 44466262 . W	c Kenny Williams (EZM) b Adil Khan	52	19	18	4	2	4	6	3	79%	273.7		
3 Clint Nabbie	. 12 . 21W	c Kenny Williams (EZM) b Gerard Khan (EZM)	6	7	5	3	2	2			57%	85.7		
4 Zaheer Mohammed CSM	. 2	not out	2	2	3	1	1				50%	100.0		
5 Shazal Ali CSM	2421	not out	9	4	1	1	2	1			100%	225.0		
6 Shazad Khan (SZM)														
7 Shaffraz Bocas CSM														
8 Mustapha Ali														
9 Imraz Hosein														
10														
11														
7.0 OVERS			Extras: 16 (2b 0lb 3nb 11wd 0p)			TOTAL		123	RUNS					

FOW	1	2	3	4	5	6	7	8	9	10
SCORE	103	110	112							
OUT	Nigel Ali (SZM)	Asif Mohammed CSM	Clint Nabbie							
OVER	4.3	5.5	6.1							
P'SHIP	103	7	2							

BOWLER	1	2	3	4	5	6	7	8	9	10	11	12	13	14	15	O	M	R	W	WD	NB	ECON	
Kenny Williams (EZM)	R	16															1	18		2		18.00	
	W																						
	WD																						
	NB	2																					
Tariq Subhan	R	12															1	14		2		14.00	
	W																						
	WD	2																					
	NB																						
Naim Khan (EZM)	R	19															1	21		1	1	21.00	
	W																						
	WD	1																					
	NB	1																					
Al Saleem Mohammed	R	39															1	42		3		42.00	
	W																						
	WD	3																					
	NB																						
Reeshad Mohammed	R	5															1	7	1	2		7.00	
	W	1																					
	WD	2																					
	NB																						
Adil Khan	R	5															1	8	1	3		8.00	
	W	1																					
	WD	3																					
	NB																						
Gerard Khan (EZM)	R	11															1	11	1			11.00	
	W	1																					
	WD																						
	NB																						

Z1 East Zone 1 Masters vs Z4 Central South Masters

Z1 East Zone 1 Masters INNINGS

Venue:

Toss won by: **Z1 East Zone 1 Masters**

Sat 17-Jun-2023

BATSMAN	RUNS	HOW OUT	R	B	M	0s	1s	2s	3s	4s	5s	6s	SS	SR
1 Nyron Ali (EZM)	1.2...24.4..W	lbw b Shazal Ali CSM	13	13	11	8	1	2		2			38%	100.0
2 Rasheed Ali (EZM 2)	..222144.W	lbw b Nigel Ali (SZM)	15	10	5	4	1	3		2			60%	150.0
3 Kenny Williams (EZM)	24..11242.2.2244.	not out	30	17	16	5	2	6		4			71%	176.5
4 Naim Khan (EZM)	11..2W	b Clint Nabbie	4	6	8	3	2	1					50%	66.7
5 Adil Khan	..41	not out	5	4	1	2	1			1			50%	125.0
6 Reeshad Mohammed EZM														
7 Gerard Khan (EZM)														
8 Al Saleem Mohammed EZM 1														
9 Sheeraz Khan EZM 1														
10 Zaheer Hosein														
11 Tariq Subhan														
12 Hakim Hittal (EZM)														
7.0 OVERS			Extras: 5 (1b 1lb 0nb 3wd 0p)			TOTAL		72	RUNS					

FOW	1	2	3	4	5	6	7	8	9	10
SCORE	19	36	67							
OUT	Rasheed Ali (EZM 2)	Nyron Ali (EZM)	Naim Khan (EZM)							
OVER	1.4	3.5	6.1							
P'SHIP	19	17	31							

BOWLER	1	2	3	4	5	6	7	8	9	10	11	12	13	14	15	O	M	R	W	WD	NB	ECON
Shazad Khan (SZM)	10															1		11		1		11.00
Nigel Ali (SZM)	14															1		14	1			14.00
Imraz Hosein	10															1		10				10.00
Shazal Ali CSM	4															1		4	1			4.00
Zaheer Mohammed	10															1		10				10.00
Mustapha Ali	14															1		16		2		16.00
Clint Nabbie	5															1		5	1			5.00

Z1 East Zone 1 Masters vs Z4 Central South Masters

Z4 Central South Masters INNINGS

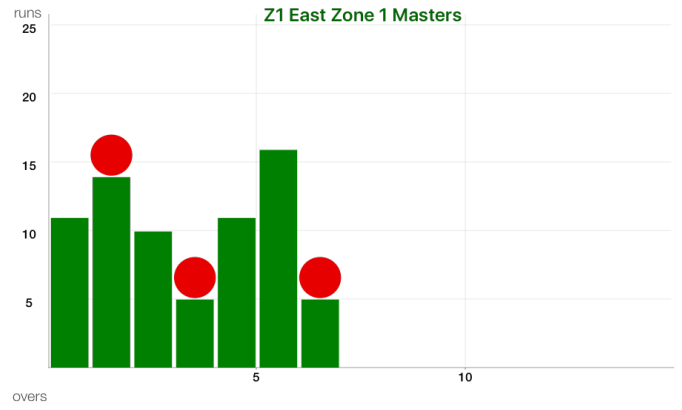
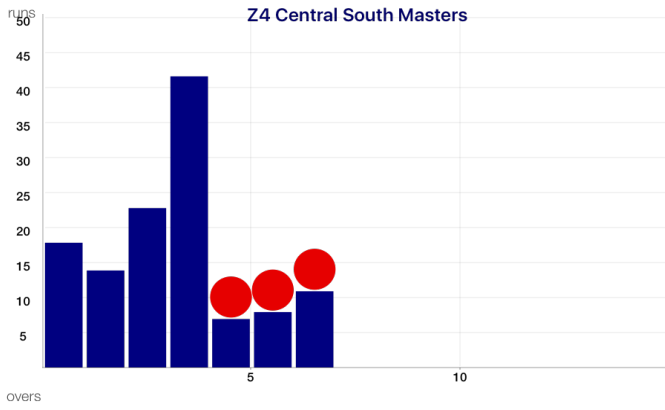
O	RUNS	WKT	BOWLER	BALL BY BALL
1	18	0	Kenny Williams (EZM)	2 4 1nb 1nb 2 . . 2 . 1 4 1
2	32	0	Tariq Subhan	. 1w 1w 2 1 4 1 4
3	55	0	Naim Khan (EZM)	1 1w 2 4 2b-1nb 4 4 4
4	97	0	Al Saleem Mohammed	6 . 1w 6 1w 4 1 6 6 2 1w 6 2
5	104	1	Reeshad Mohammed	1w . 1w 4 W . 1 .
6	112	2	Adil Khan	2 . 2 1 1w W 1w 1w .
7	123	3	Gerard Khan (EZM)	W 2 4 2 1 2

Z1 East Zone 1 Masters INNINGS

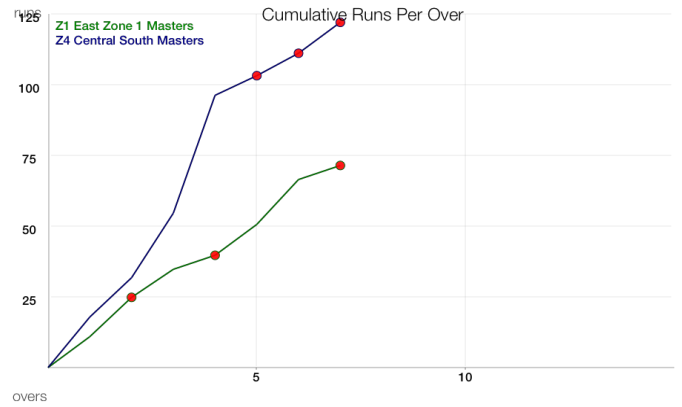
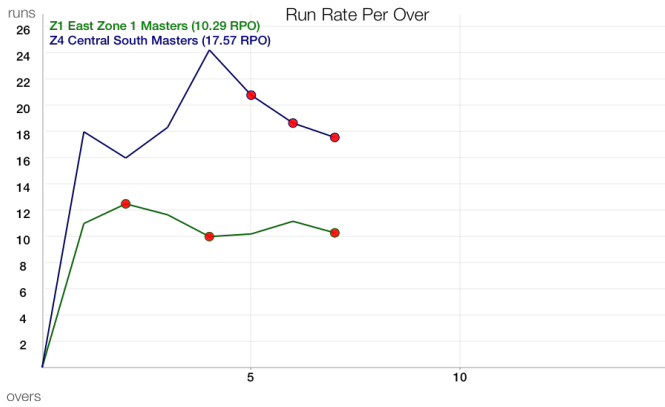
O	RUNS	WKT	BOWLER	BALL BY BALL
1	11	0	Shazad Khan (SZM)	1 . . 1w 2 2 2 1 . 2 .
2	25	1	Nigel Ali (SZM)	4 4 . W 2 4
3	35	1	Imraz Hosein	. . 2 4 . 4
4	40	2	Shazal Ali CSM	. 1b . . W 1 1 1 1 .
5	51	2	Zaheer Mohammed	2 4 2 1b . 2
6	67	2	Mustapha Ali	1w 2 . 2 2 1w 4 4
7	72	3	Clint Nabbie	W . . 4 1 .

Z1 East Zone 1 Masters vs Z4 Central South Masters

Manhattan



WORM



Z1 East Zone 1 Masters vs Z4 Central South Masters

Batsmans Stats.

BATSMAN	TEAM	R	B	MIN	4s	6s	SR	SS	N/O	50s	100s
1 Asif Mohammed CSM	Z4 Central South Masters	52	19	18	6	3	273.7	84.2%		1	
2 Nigel Ali (SZM)	Z4 Central South Masters	38	21	17	4	2	181.0	71.4%			
3 Kenny Williams (EZM)	Z1 East Zone 1 Masters	30	17	16	4		176.5	70.6%	1		
4 Rasheed Ali (EZM 2)	Z1 East Zone 1 Masters	15	10	5	2		150.0	60.0%			
5 Nyron Ali (EZM)	Z1 East Zone 1 Masters	13	13	11	2		100.0	38.5%			
6 Shazal Ali CSM	Z4 Central South Masters	9	4	1	1		225.0	100.0%	1		
7 Clint Nabbie	Z4 Central South Masters	6	7	5			85.7	57.1%			
8 Adil Khan	Z1 East Zone 1 Masters	5	4	1	1		125.0	50.0%	1		
9 Naim Khan (EZM)	Z1 East Zone 1 Masters	4	6	8			66.7	50.0%			
10 Zaheer Mohammed CSM	Z4 Central South Masters	2	2	3			100.0	50.0%	1		

Bowlers Stats.

BOWLER	TEAM	W	R	O	M	B	WD	NB	CT	ST	ECON	AVG	SR
1 Shazal Ali CSM	Z4 Central South Masters	1	4	1.0		10					4.00	4.00	10.00
2 Clint Nabbie	Z4 Central South Masters	1	5	1.0		6					5.00	5.00	6.00
3 Reeshad Mohammed EZM	Z1 East Zone 1 Masters	1	7	1.0		6	2				7.00	7.00	6.00
4 Adil Khan	Z1 East Zone 1 Masters	1	8	1.0		6	3				8.00	8.00	6.00
5 Gerard Khan (EZM)	Z1 East Zone 1 Masters	1	11	1.0		6					11.00	11.00	6.00
6 Nigel Ali (SZM)	Z4 Central South Masters	1	14	1.0		6					14.00	14.00	6.00
7 Shazad Khan (SZM)	Z4 Central South Masters		11	1.0		10	1				11.00		
8 Zaheer Mohammed CSM	Z4 Central South Masters		10	1.0		6					10.00		
9 Imraz Hosein	Z4 Central South Masters		10	1.0		6					10.00		
10 Tariq Subhan	Z1 East Zone 1 Masters		14	1.0		6	2				14.00		
11 Mustapha Ali	Z4 Central South Masters		16	1.0		6	2				16.00		
12 Kenny Williams (EZM)	Z1 East Zone 1 Masters		18	1.0		10		2	2		18.00		
13 Naim Khan (EZM)	Z1 East Zone 1 Masters		21	1.0		6	1	1			21.00		
14 Al Saleem Mohammed EZM	Z1 East Zone 1 Masters		42	1.0		10	3				42.00		