

Z4 Central South Masters vs Z3 Central East Masters

on

Saturday 24 June 2023

at

scored by **a.raheem**
match umpire(s) **Tariq**
match referee(s) **s.hoosaney**
player of the match

Z3 Central East Masters won by 6 wickets

Team **Z4 Central South Masters**
Score **86 for 6**
Overs **7.0**
Players **Fardeen Ali (SZM)**
Nigel Ali (SZM)
Asif Mohammed CSM
Clint Nabbie
Shaffraz Bocas CSM
Dinesh Samula CSM
Shazal Ali CSM
Shazad Khan (SZM)
Zaheer Mohammed CSM
Mustapha Ali
Robin Ramkissoon
Imraz Hosein

Team **Z3 Central East Masters**
Score **87 for 5**
Overs **6.5**
Players **Rayad Emrit**
Karamat Mohammed
Fazil Baksh
Akeel Mohammed
Imtiaz Ali
Shazid Ali (CEM)
Farouk Ghany
Reeshad Mohammed EZM
Majeed Rahimulla
Riaz Hosein (SZM)
Shameed Rahimulla
Ashraf Khan

Z4 Central South Masters vs Z3 Central East Masters

Z4 Central South Masters INNINGS

Venue:

Toss won by: **Z3 Central East Masters**

Sat 24-Jun-2023

BATSMAN	RUNS	HOW OUT	R	B	M	0s	1s	2s	3s	4s	5s	6s	SS	SR
1 Fardeen Ali (SZM)	W	c Rayad Emrit b Imtiaz Ali	0	1	0	1								0.0
2 Nigel Ali (SZM)	4.222211211...11221424.1	not out	36	23	26	4	8	8	3				83%	156.5
3 Asif Mohammed CSM	.24414W	c Rayad Emrit b Fazil Baksh	15	7	5	2	1	1	3				71%	214.3
4 Clint Nabbie	1.W	c & b Akeel Mohammed	1	3	3	2	1						33%	33.3
5 Shaffraz Bocas CSM	. .2.2.W	c Karamat Mohammed b Rayad Emrit	4	7	3	5		2					29%	57.1
6 Dinesh Samula CSM	.442.14W	c & b Riaz Hosein (SZM)	15	8	6	3	1	1	3				62%	187.5
7 Shazal Ali CSM	1W	b Riaz Hosein (SZM)	1	2	0	1	1						50%	50.0
8 Shazad Khan (SZM)														
9 Zaheer Mohammed CSM														
10 Mustapha Ali														
11 Robin Ramkissoon														
12 Imraz Hosein														
7.0 OVERS			Extras: 14 (2b 4lb 1nb 7wd 0p)			TOTAL		86	RUNS					

FOW	1	2	3	4	5	6	7	8	9	10
SCORE	15	40	44	53	84	86				
OUT	Fardeen Ali (SZM)	Asif Mohammed CSM	Clint Nabbie	Shaffraz Bocas CSM	Dinesh Samula CSM	Shazal Ali CSM				
OVER	0.8	2.2	3.3	4.1	6.3	6.6				
P'SHIP	15	25	4	9	31	2				

BOWLER	1	2	3	4	5	6	7	8	9	10	11	12	13	14	15	O	M	R	W	WD	NB	ECON	
Imtiaz Ali	R	19															1		23	1	3	1	23.00
	W	1																					
	WD	3																					
	NB	1																					
Farouk Ghany	R	13															1		14		1		14.00
	W																						
	WD	1																					
	NB																						
Fazil Baksh	R	3															1		3	1			3.00
	W	1																					
	WD																						
	NB																						
Akeel Mohammed	R	7															1		8	1	1		8.00
	W	1																					
	WD	1																					
	NB																						
Rayad Emrit	R	10															1		10	1			10.00
	W	1																					
	WD																						
	NB																						
Majeed Rahimulla	R	14															1		14				14.00
	W																						
	WD																						
	NB																						
Riaz Hosein (SZM)	R	6															1		8	2	2		8.00
	W	2																					
	WD	2																					
	NB																						

Z4 Central South Masters vs Z3 Central East Masters

Z3 Central East Masters INNINGS

Venue:

Toss won by: **Z3 Central East Masters**

Sat 24-Jun-2023

BATSMAN	RUNS	HOW OUT	R	B	M	0s	1s	2s	3s	4s	5s	6s	SS	SR
1 Rayad Emrit	4. 424. 441. 2W	c Shazad Khan (SZM) b Clint Nabbie	25	12	7	4	1	2		5			67%	208.3
2 Karamat Mohammed	22212. 1. 12W	b Robin Ramkissoon	13	11	20	3	3	5					73%	118.2
3 Fazil Baksh	2. W	b Clint Nabbie	2	3	1	2		1					33%	66.7
4 Akeel Mohammed	.2212. 1W	c Asif Mohammed CSM b Shazal Ali CSM	8	8	9	3	2	3					62%	100.0
5 Imtiaz Ali	1421. 14. W	b Imraz Hosein	13	9	11	3	3	1		2			67%	144.4
6 Shazid Ali (CEM)	.242. 1	not out	9	6	4	2	1	2		1			67%	150.0
7 Farouk Ghany	22	not out	4	2	0			2					100%	200.0
8 Reeshad Mohammed F7M														
9 Majeed Rahimulla														
10 Riaz Hosein (SZM)														
11 Shameed Rahimulla														
12 Ashraf Khan														
6.5 OVERS			Extras: 13 (0b 0lb 2nb 11wd 0p)			TOTAL			87			RUNS		

FOW	1	2	3	4	5	6	7	8	9	10
SCORE	34	36	53	57	83					
OUT	Rayad Emrit	Fazil Baksh	Akeel Mohammed	Karamat Mohammed	Imtiaz Ali					
OVER	1.2	1.5	3.7	4.2	6.3					
P'SHIP	34	2	17	4	26					

BOWLER	1	2	3	4	5	6	7	8	9	10	11	12	13	14	15	O	M	R	W	WD	NB	ECON	
Shazad Khan (SZM)	R	25															1		28		3		28.00
	W																						
	WD	3																					
Clint Nabbie	R	4															1		8	2	3	1	8.00
	W	2																					
	WD	3																					
Zaheer Mohammed	R	10															1		11		1		11.00
	W	1																					
	WD	1																					
Shazal Ali CSM	R	8															1		8	1			8.00
	W	1																					
	WD	1																					
Robin Ramkissoon	R	10															1		12	1	1	1	12.00
	W	1																					
	WD	1																					
Asif Mohammed	R	9															1		10		1		10.00
	W	1																					
	WD	1																					
Imraz Hosein	R	8															0.5		10	1	2		12.00
	W	1																					
	WD	2																					

Z4 Central South Masters vs Z3 Central East Masters

Z4 Central South Masters INNINGS

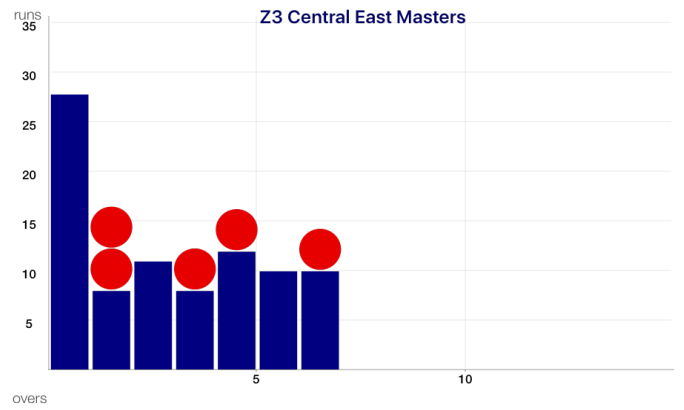
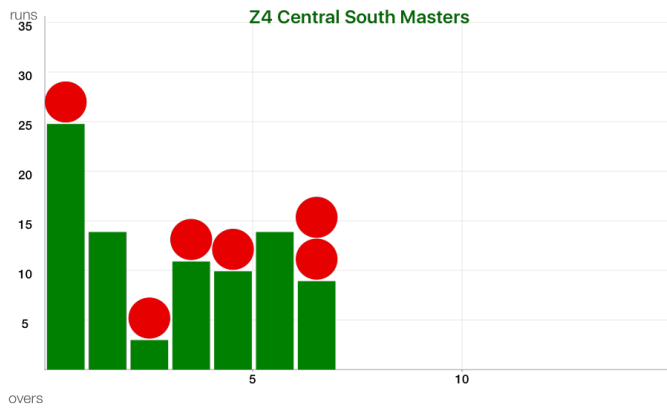
O	RUNS	WKT	BOWLER	BALL BY BALL
1	25	1	Imtiaz Ali	1w 4 1w . 2 2 2 2 1 W 2b-1nb 2 1w 4
2	39	1	Farouk Ghany	1 4 1 1w 2 1 4
3	42	2	Fazil Baksh	1 W 1 . . 1
4	53	3	Akeel Mohammed	1 . 1w W . 2lb 2 . 2 1lb 2
5	63	4	Rayad Emrit	W . 4 4 2 .
6	77	4	Majeed Rahimulla	2 1 1 4 2 4
7	86	6	Riaz Hosein (SZM)	2w 1lb 4 W 1 1 W

Z3 Central East Masters INNINGS

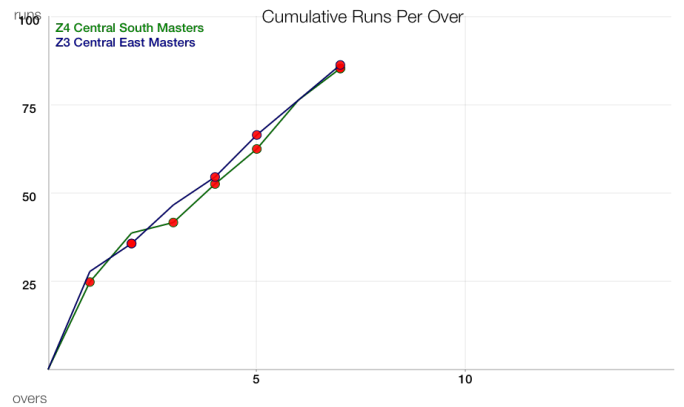
O	RUNS	WKT	BOWLER	BALL BY BALL
1	28	0	Shazad Khan (SZM)	4 . 4 2 4 3w . 4 4 1 2
2	36	2	Clint Nabbie	1nb 1w 1w 1w 2 W 2 . W .
3	47	2	Zaheer Mohammed	1w 2 2 1 2 2 1
4	55	3	Shazal Ali CSM	2 . 1 2 . 1 W 1 . 1
5	67	4	Robin Ramkissoon	2 W 1w . 2 4 1nb-2 .
6	77	4	Asif Mohammed CSM	4 2 1w 1 1 . 1
7	87	5	Imraz Hosein	1w 1w 4 . W 2 2

Z4 Central South Masters vs Z3 Central East Masters

Manhattan



WORM



Z4 Central South Masters vs Z3 Central East Masters

Batsmans Stats.

BATSMAN	TEAM	R	B	MIN	4s	6s	SR	SS	N/O	50s	100s
1 Nigel Ali (SZM)	Z4 Central South Masters	36	23	26	3		156.5	82.6%	1		
2 Rayad Emrit	Z3 Central East Masters	25	12	7	5		208.3	66.7%			
3 Asif Mohammed CSM	Z4 Central South Masters	15	7	5	3		214.3	85.7%			
4 Dinesh Samula CSM	Z4 Central South Masters	15	8	6	3		187.5	50.0%			
5 Imtiaz Ali	Z3 Central East Masters	13	9	11	2		144.4	66.7%			
6 Karamat Mohammed	Z3 Central East Masters	13	11	20			118.2	72.7%			
7 Shazid Ali (CEM)	Z3 Central East Masters	9	6	4	1		150.0	66.7%	1		
8 Akeel Mohammed	Z3 Central East Masters	8	8	9			100.0	62.5%			
9 Farouk Ghany	Z3 Central East Masters	4	2				200.0	100.0%	1		
10 Shaffraz Bocas CSM	Z4 Central South Masters	4	7	3			57.1	28.6%			
11 Fazil Baksh	Z3 Central East Masters	2	3	1			66.7	33.3%			
12 Shazal Ali CSM	Z4 Central South Masters	1	2				50.0	50.0%			
13 Clint Nabbie	Z4 Central South Masters	1	3	3			33.3	33.3%			
14 Fardeen Ali (SZM)	Z4 Central South Masters	0	1				0.0				

Bowlers Stats.

BOWLER	TEAM	W	R	O	M	B	WD	NB	CT	ST	ECON	AVG	SR
1 Clint Nabbie	Z4 Central South Masters	2	8	1.0		6	3	1			8.00	4.00	3.00
2 Riaz Hosein (SZM)	Z3 Central East Masters	2	8	1.0		6	2		1		8.00	4.00	3.00
3 Fazil Baksh	Z3 Central East Masters	1	3	1.0		6					3.00	3.00	6.00
4 Akeel Mohammed	Z3 Central East Masters	1	8	1.0		10	1		1		8.00	8.00	10.00
5 Shazal Ali CSM	Z4 Central South Masters	1	8	1.0		10					8.00	8.00	10.00
6 Imraz Hosein	Z4 Central South Masters	1	10	0.5		5	2				12.00	10.00	5.00
7 Rayad Emrit	Z3 Central East Masters	1	10	1.0		6			2		10.00	10.00	6.00
8 Robin Ramkissoon	Z4 Central South Masters	1	12	1.0		6	1	1			12.00	12.00	6.00
9 Imtiaz Ali	Z3 Central East Masters	1	23	1.0		10	3	1			23.00	23.00	10.00
10 Asif Mohammed CSM	Z4 Central South Masters		10	1.0		6	1		1		10.00		
11 Zaheer Mohammed CSM	Z4 Central South Masters		11	1.0		6	1				11.00		
12 Farouk Ghany	Z3 Central East Masters		14	1.0		6	1				14.00		
13 Majeed Rahimulla	Z3 Central East Masters		14	1.0		6					14.00		
14 Shazad Khan (SZM)	Z4 Central South Masters		28	1.0		10	3		1		28.00		